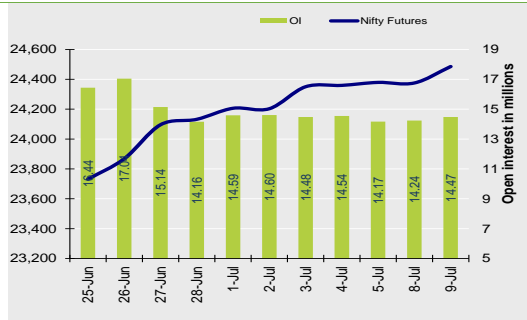


**Nifty Snapshot**

	Close	Prv Cl.	Ab chg	% chg
<b>Spot</b>	24,433.20	24,320.55	112.65	0.46
<b>Futures</b>	24,485.65	24,375.60	110.05	0.45
<b>OI(ml shr)</b>	14.47	14.24	0.23	1.64
<b>Vol (lots)</b>	146868	130096	16772	12.89
<b>COC</b>	52.45	55.05	-2.60	-4.7
<b>PCR-OI</b>	1.28	1.18	0.10	8.3

**Nifty Futures Price v/s OI**



**Institutional Activity in previous trading session**

(in Rs cr.)	Buy	Sell	Net
Index Futures	2884.11	2385.80	498.31
Index Options	1978068.46	2006503.51	-28435.05
Stock Futures	22295.75	21049.98	1245.77
Stock Options	47884.99	47695.22	189.77
FII Cash	14,537.07	14,222.61	314.46
DII Cash	13,615.06	12,198.60	1,416.46

**Net FII Activity (in Rs cr.)**

Date	Idx Fut	Stk Fut	Idx Opt	Cash
9-Jul	498.3	1245.8	-28435.1	314
8-Jul	-473.5	-3759.7	3179.9	61
5-Jul	-496.2	-330.2	34622.7	1241
4-Jul	898.2	-1489.9	-18257.7	2576
3-Jul	2487.3	4597.7	-3853.2	5484
2-Jul	-237.1	-5071.2	-27772.6	-2000

**Technical Pivot (Intraday):**

	S2	S1	PIVOT	R1	R2
NIFTY	24230	24360	24435	24560	24640
BANKNIFTY	52375	52495	52620	52740	52865

(Price is in Rs; OI is in million units; Price chg and OI chg are in percentage) **NB RESEARCH**

**Fresh Longs seen in:**

Scrp	Price	Price chg	OI	OI Chg
GRASIM	2772.6	0.9	10.6	38.8
BALRAMCHIN	432.2	1.4	13.5	25.9
EXIDEIND	577.7	1.0	28.5	12.4

**Short Covering seen in:**

Scrp	Price	Price chg	OI	OI Chg
FINNIFTY	23715.5	0.3	0.1	-11.4
MARUTI	12848.8	6.4	3.3	-8.7
HINDCOPPER	348.4	1.6	34.3	-5.8

**Fresh Shorts seen in:**

Scrp	Price	Price chg	OI	OI Chg
ATUL	6805.9	-0.3	0.9	21.9
MGL	1671.5	-0.2	2.8	15.2
BATAINDIA	1518.5	-1.1	4.5	8.5

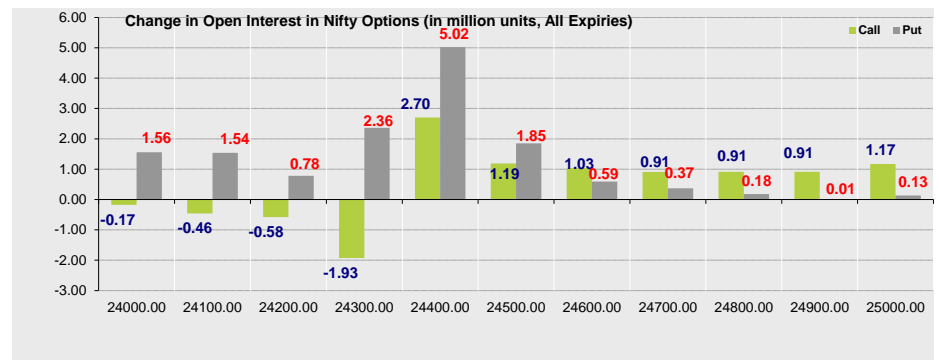
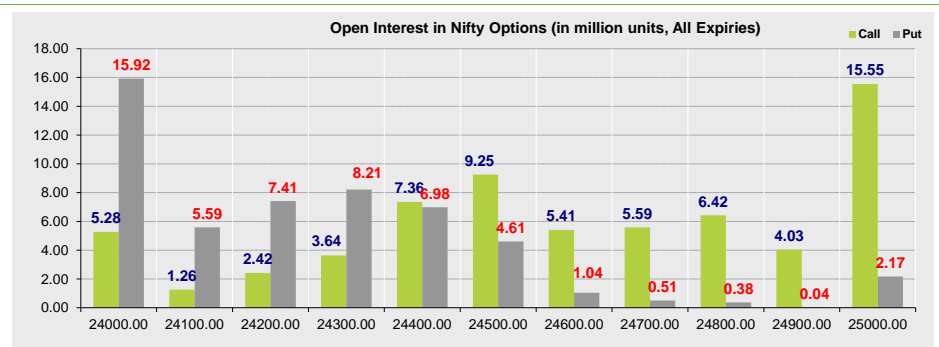
**Long Unwinding seen in:**

Scrp	Price	Price chg	OI	OI Chg
CHAMBLFERT	512.5	-4.5	13.6	-15.9
GNFC	705.0	-1.6	8.2	-5.3
MARICO	639.2	-0.9	14.5	-4.2

**Summary**

- Indian markets closed on a positive note where buying was mainly seen in Automobiles, FMCG, Pharmaceutical sectors. Nifty Jul Futures closed at 24485.65 (up 110.05 points) at a premium of 52.45 pts to spot.
- FII's were net buyers in Cash to the tune of 314.46 Cr and were net buyers in index futures to the tune of 498.31 Cr.
- India VIX increased by 3.38% to close at 14.28 touching an intraday high of 14.40.

**Open Interest in Nifty Options:**



- The above second chart shows previous trading day's change in Nifty options where Addition in OI were seen in 24600, 24500, 24400 strike Puts and at 24400, 24500, 24600 strike Calls indicating market is likely to remain range bound in the near term.
- Highest OI build-up is seen at 25000 strike Calls and 24000 strike Puts, to the tune of 15.55mn and 15.92mn respectively.

**Outlook on Nifty:**

**Index is likely to open on a flattish note today and is likely to remain range bound during the day.**

NIFTY50 Options OI (CE OI = Resistance) (PE OI = Support)			
Symbol	Highest CE OI	Highest PE OI	CMP
ADANIPTS	1500	1400	1485
ADANIEN	3200	3200	3127
ASIANPAINT	3000	2900	2910
AXISBANK	1300	1200	1292
BAJAJ-AUTO	10000	9500	9586
BAJAJFINSV	1600	1600	1590
BAJFINANCE	7300	7000	7099
BHARTIARTL	1500	1400	1439
BPCL	310	300	302
BRITANNIA	5700	5400	5682
CIPLA	1500	1500	1516
COALINDIA	515	470	495
DIVISLAB	4600	4600	4580
DRREDDY	6500	6400	6535
EICHERMOT	5000	4300	4847
GRASIM	2700	2700	2773
HCLTECH	1500	1440	1524
HDFCBANK	1800	1600	1644
HDFCLIFE	600	600	625
HEROMOTOCO	5600	5500	5617
HINDALCO	700	700	709
HINDUNILVR	2600	2500	2603
ICICIBANK	1250	1200	1246
ITC	450	450	455
INDUSINDBK	1500	1500	1437

NIFTY50 Options OI (CE OI = Resistance) ( PE OI = Support)			
Symbol	Highest CE OI	Highest PE OI	CMP
INFY	1700	1600	1659
IOC	170	160	172
JSWSTEEL	950	900	937
KOTAKBANK	1900	1800	1851
LT	3600	3600	3685
LTIM	5500	5000	5404
M&M	3000	2900	2933
MARUTI	13000	12000	12849
NESTLEIND	2600	2600	2628
NTPC	400	370	379
ONGC	300	280	298
POWERGRID	350	300	342
RELIANCE	3200	2900	3194
SBILIFE	1560	1500	1532
SBIN	900	800	865
SUNPHARMA	1600	1500	1585
TATACONSUM	1200	1110	1148
TATAMOTORS	1000	1000	1019
TATASTEEL	180	170	173
TCS	4000	4000	3986
TECHM	1500	1400	1470
TITAN	3400	3200	3231
ULTRACEMCO	12000	11000	11726
UPL	600	570	567
WIPRO	540	500	542



**Derivative Recommendations:**

Stock Name	Call (Buy/Sell)	Entry price	Targets	Stop Loss	Duration	Status
MPHASIS 2650CE	Buy	81	125	58	1-2 Days	Open
HDFCAMC Future	Buy	4238	4450	4120	Positional	Open
AUROPHARMA 1340CE	Buy	33.5	54	22	1-2 Days	Open
ICICIBANK 1250CE	Buy	18.4	26	13	1-2 Days	Open

**FROM THE EQUITY DERIVATIVE DESK:**

**NIRAV HARISH CHHEDA**  
AVP - DERIVATIVES AND TECHNICAL RESEARCH  
E-Mail: [nirav.chheda@nirmalbang.com](mailto:nirav.chheda@nirmalbang.com)  
Tel no: 6273-8199/8000

**AMIT BHUPTANI**  
SNR.DERIVATIVES AND TECHNICAL RESEARCH ANALYST  
E-Mail: [amit.bhuptani@nirmalbang.com](mailto:amit.bhuptani@nirmalbang.com)  
Tel no: 6273-8242/8000

**DISCLOSURES**

Research Reports that are published by Nirmal Bang Securities Private Limited (hereinafter referred to as "NBSPL") are for private circulation only. NBSPL is a registered Research Analyst under SEBI (Research Analyst) Regulations, 2014 having Registration no. INH000001766. NBSPL is also a registered Stock Broker with National Stock Exchange of India Limited, BSE Limited, Metropolitan Stock Exchange of India Limited, Multi Commodity Exchange of India Limited, National Commodity and Derivative Exchange Limited and Indian Commodity Exchange Limited in cash and Equity and Commodities derivatives segments.

NBSPL has other business divisions with independent research teams separated by Chinese walls, and therefore may, at times, have different or contrary views on stocks and markets.

NBSPL or its associates have not been debarred / suspended by SEBI or any other regulatory authority for accessing / dealing in securities Market. NBSPL, its associates or analyst or his relatives do not hold any financial interest (Except Investment) in the subject company. NBSPL or its associates or Analyst do not have any conflict or material conflict of interest at the time of publication of the research report with the subject company. NBSPL or its associates or Analyst or his relatives may or may not hold beneficial ownership of 1% or more in the subject company at the end of the month immediately preceding the date of publication of this research report.

NBSPL or its associates / analyst has not received any compensation / managed or co-managed public offering of securities of the company covered by Analyst during the past twelve months. NBSPL or its associates have not received any compensation or other benefits from the company covered by Analyst or third party in connection with the research report. Analyst has not served as an officer, director or employee of Subject Company. NBSPL / analyst has not been engaged in market making activity of the subject company.

Analyst Certification: The research analysts and authors of these reports, hereby certify that the views expressed in this research report accurately reflects my/our personal views about the subject securities, issuers, products, sectors or industries. It is also certified that no part of the compensation of the analyst(s) was, is, or will be directly or indirectly related to the inclusion of specific recommendations or views in this research. The analyst(s) principally responsible for the preparation of this research report and has taken reasonable care to achieve and maintain independence and objectivity in making any recommendations.

**DISCLAIMER**

This report is for the personal information of the authorized recipient and does not construe to be any investment, legal or taxation advice to you. NBSPL is not soliciting any action based upon it. Nothing in this research shall be construed as a solicitation to buy or sell any security or product, or to engage in or refrain from engaging in any such transaction. In preparing this research, we did not take into account the investment objectives, financial situation and particular needs of the reader.

This research has been prepared for the general use of the clients of NBSPL and must not be copied, either in whole or in part, or distributed or redistributed to any other person in any form. If you are not the intended recipient you must not use or disclose the information in this research in any way. Though disseminated to all the customers simultaneously, not all customers may receive this report at the same time. NBSPL will not treat recipients as customers by virtue of their receiving this report. This report is not directed or intended for distribution to or use by any person or entity resident in a state, country or any jurisdiction, where such distribution, publication, availability or use would be contrary to law, regulation or which would subject NBSPL & its group companies to registration or licensing requirements within such jurisdictions.

The report is based on the information obtained from sources believed to be reliable, but we do not make any representation or warranty that it is accurate, complete or up-to-date and it should not be relied upon as such. We accept no obligation to correct or update the information or opinions in it. NBSPL or any of its affiliates or employees shall not be in any way responsible for any loss or damage that may arise to any person from any inadvertent error in the information contained in this report. NBSPL or any of its affiliates or employees do not provide, at any time, any express or implied warranty of any kind, regarding any matter pertaining to this report, including without limitation the implied warranties of merchantability, fitness for a particular purpose, and non-infringement. The recipients of this report should rely on their own investigations.

This information is subject to change without any prior notice. NBSPL reserves its absolute discretion and right to make or refrain from making modifications and alterations to this statement from time to time. Nevertheless, NBSPL is committed to providing independent and transparent recommendations to its clients, and would be happy to provide information in response to specific client queries.

Before making an investment decision on the basis of this research, the reader needs to consider, with or without the assistance of an adviser, whether the advice is appropriate in light of their particular investment needs, objectives and financial circumstances. There are risks involved in securities trading. The price of securities can and does fluctuate, and an individual security may even become valueless. International investors are reminded of the additional risks inherent in international investments, such as currency fluctuations and international stock market or economic conditions, which may adversely affect the value of the investment. Opinions expressed are subject to change without any notice. Neither the company nor the director or the employees of NBSPL accept any liability whatsoever for any direct, indirect, consequential or other loss arising from any use of this research and/or further communication in relation to this research. Here it may be noted that neither NBSPL, nor its directors, employees, agents or representatives shall be liable for any damages whether direct or indirect, incidental, special or consequential including lost revenue or lost profit that may arise from or in connection with the use of the information contained in this report.

Copyright of this document vests exclusively with NBSPL. Our reports are also available on our website [www.nirmalbang.com](http://www.nirmalbang.com)